






Flame

Code	Model	Dimensions LxWxH cm			
P09FL10021	FLAME 6	↔ 113	↗ 150	↕ 47	
	Control	Chamber height cm	Cooking surface cm		
	Manual	15	70x105		
	Pizza Capacity	Max Temperature	Weight Kg		
	6 x Ø 30/34	 450 °C	 181		
	Total Power KW	Voltage V	Phases Ph	Frequency Hz	
	0.2	230	1N+T	50	



General Features

Innovative design,
ergonomic handle to
facilitate door opening.

Electronic ignition,
without the use of a pilot
flame.

Reaches up to 450°C to
meet all baking needs.

Currently certified and
tested by a team of
experienced technicians.

**Gas Power 14 Kw -
Flame 4 model**

**Gas Power 20 Kw -
Flame 6 model**

**Gas Power 21 Kw -
Flame 6L model**

**Gas Power 29 Kw -
Flame 9 model**



Options

FRAME FOR OVERLAPPING FLAME OVENS

INCLUDED 50 cm TUBE AND CHIMNEY ONLY FOR FLAME MODEL 6-SC



Code

S36FN57003

Model

FL6




Accessories



SUPPORT FLAME

SUPPORT IN STAINLESS STEEL WITH SUPPORT SURFACE

	Code	Model	Size with feet cm	Size with wheels cm	Internal dimensions	Peso
	P11SP22005	S6	113x125x105/108	113x125x106	90x102x73	40

Option

wheels

Set of 4 rotating wheels 2 with brake + 2 without brake

Code

S66RU65003



Accessories



FLAME HOOD

STAINLESS STEEL HOOD SMOKE OUTLET DIAMETER 125-200mm



Code	Model	Voltage V	Phases Ph	Frequency Hz	Light	Dimensions cm	Peso
P13FL10008	K6-12	230	1N + T	50	S	112x147x29,5	40

