






Entry Max

Code	Model	Dimensions LxWxH cm			
P07EN10083	MAX 4	↔ 99	↗ 92	↕ 38	
	Control	Chamber height cm	Cooking surface cm		
	Manual	15	70x70		
	Pizza Capacity	Max Temperature	Weight Kg		
	4 x Ø 30/34	 450 °C		74	
	Total Power KW	Voltage V	Phases Ph	Frequency Hz	
	5,60	400	3N+T	50/60	



Entry Max

Code

P07EN10083

Model

MAX 4

General Features

Stackable up to 3 single units.

Available in the version with a completely refractory stone.

Reduced heating, cooking times, and total energy consumption.

Reaches up to 450°C for all baking needs.

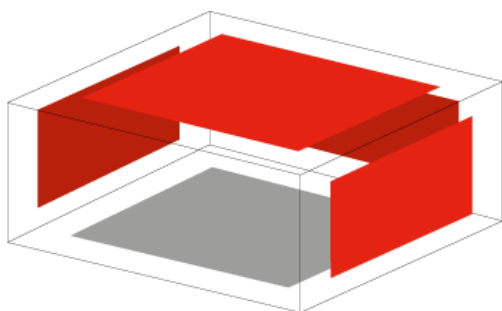


Entry Max

Code
P07EN10083

Model
MAX 4

Options



ENTRY MAX REFRACTORY CHAMBER
INTERNAL CHAMBER COVERED WITH REFRACTORY STONE

Cooking surface dimensions (L x W x H cm)

Code



67x68,5

S950065001



Entry Max

Code
P07EN10083


Model
MAX 4

Accessories



SUPPORT ENTRY MAX

SUPPORT IN STAINLESS STEEL

	Code	Model	Size with feet cm	Size with wheels cm	Internal dimensions	Peso
	P11FN55001	S4	99x82x105/108	99x82x106	82x65x73	30

Option

wheels

Set of 4 rotating wheels 2 con freno + 2 senza freno

Code

S66RU65003



Entry Max

Code
P07EN10083

Model
MAX 4

Accessories



ENTRY MAX HOOD

STAINLESS STEEL HOOD SMOKE OUTLET DIAMETER 125-200mm



Code	Model	Voltage V	Phases Ph	Frequency Hz	Light	Dimensions cm	Peso
P13EN10010	K4-K8	230	1N + T	50	S	99x88x15	10

Option

EXTRACTOR HOOD MOTOR

ELECTRIC SUCTION MOTOR (POWER CONSUMPTION 50 W) With speed adjustment - power 313 m³/h



Code	Power Supply V	Phases Ph	Frequency Hz	Net weight Kg
S66MT55001	230	1N + T	50	3



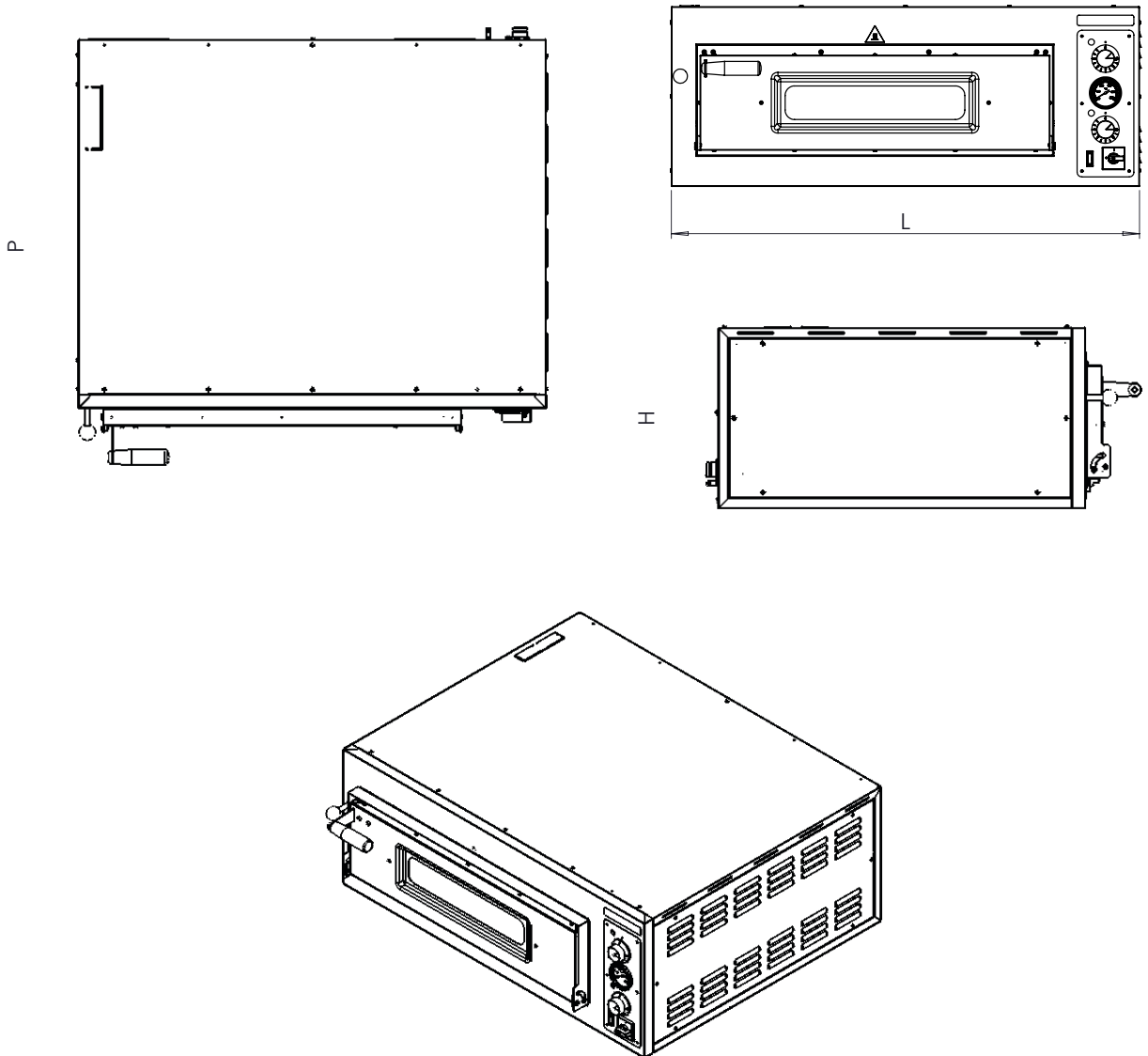
Entry Max

Code

P07EN10083

Model

MAX 4



MOD

COD

DIMENSIONS (cm)

		L	P	H
4	P07EN10083	99	92	38
6	P07EN10084	99	127	38
6L	P07EN10085	134	92	38
9	P07EN10086	134	127	38
8	P07EN10087	99	92	68
12	P07EN10088	99	127	68
12L	P07EN10089	134	92	68
18	P07EN10090	134	127	68

