




Dough Roller

WEIGHT OF DOUGH PORTION PRODUCED: from 210 to 600 grams - DOUGH DIAMETER: from 26 to 40 cm

Code	Model	Dimensions LxWxH cm		
P05RO24035	RM42 A	↔ 53	↗ 47	↕ 79
Control				
	Digital			
		Weight Kg		
		 35		
Total Power KW	Voltage V	Phases Ph	Frequency Hz	
 0.37	230	1N+T	50/60	



Dough Roller

Code

P05RO24035

Model

RM42 A

General Features

Customize the dough thickness using the adjustment levers, from 0.4 mm to 4 mm.

Facilitates the rolling out of bread, pizza, and focaccia dough even when cold.

With the convenient electric pedal, you can further speed up the machine's use.

Choose between one or two pairs of rollers, parallel or oblique, according to your needs.



Dough Roller

Code

P05RO24035

Model

RM42 A

Options



ELECTRIC PEDAL

ELECTRIC PEDAL TO AUTOMATE THE USE OF THE DOUGH ROLLER

Code



S66CI54002

