






# Entry Max

Code	Model	Dimensions LxWxH cm			
<b>P07EN10083</b>	<b>MAX 4</b>	↔ 99	↗ 92	↕ 38	
	Control	Chamber height cm	Cooking surface cm		
	<b>Manual</b>	<b>15</b>	<b>70x70</b>		
	Pizza Capacity	Max Temperature	Weight Kg		
	<b>4 x Ø 30/34</b>	 <b>450 °C</b>	 <b>74</b>		
	Total Power KW	Voltage V	Phases Ph	Frequency Hz	
	<b>5,60</b>	<b>400</b>	<b>3N+T</b>	<b>50/60</b>	



# Entry Max

Code

**P07EN10083**

Model

**MAX 4**

## General Features

---

Stackable up to 3 single units.

Available in the version with a completely refractory stone.

Reduced heating, cooking times, and total energy consumption.

Reaches up to 450°C for all baking needs.

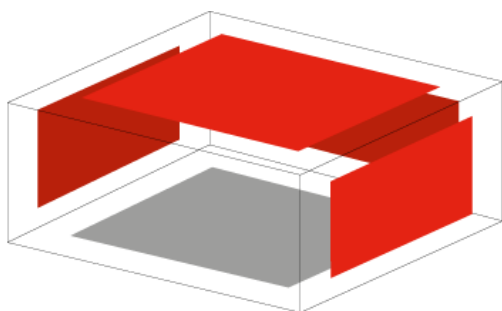


# Entry Max

Code  
**P07EN10083**

Model  
**MAX 4**

## Options



**ENTRY MAX REFRACTORY CHAMBER**  
INTERNAL CHAMBER COVERED WITH REFRACTORY STONE

Cooking surface dimensions (L x W x H cm)

Code



**67x68,5**

**S950065001**



# Entry Max

Code  
**P07EN10083**


Model  
**MAX 4**

## Accessories



### SUPPORT ENTRY MAX

SUPPORT IN STAINLESS STEEL

	Code	Model	Size with feet cm	Size with wheels cm	Internal dimensions	Peso
	<b>P11FN55001</b>	S4	99x82x105/108	99x82x106	82x65x73	30

### Option

#### wheels

Set of 4 rotating wheels 2 con freno + 2 senza freno

Code

**S66RU65003**



# Entry Max

Code  
**P07EN10083**

Model  
**MAX 4**

## Accessories



### ENTRY MAX HOOD

STAINLESS STEEL HOOD SMOKE OUTLET DIAMETER 125-200mm



Code	Model	Voltage V	Phases Ph	Frequency Hz	Light	Dimensions cm	Peso
<b>P13EN10010</b>	K4-K8	230	1N + T	50	S	99x88x15	10

### Option

#### EXTRACTOR HOOD MOTOR

ELECTRIC SUCTION MOTOR (POWER CONSUMPTION 50 W) With speed adjustment - power 313 m<sup>3</sup>/h



Code	Power Supply V	Phases Ph	Frequency Hz	Net weight Kg
<b>S66MT55001</b>	230	1N + T	50	3



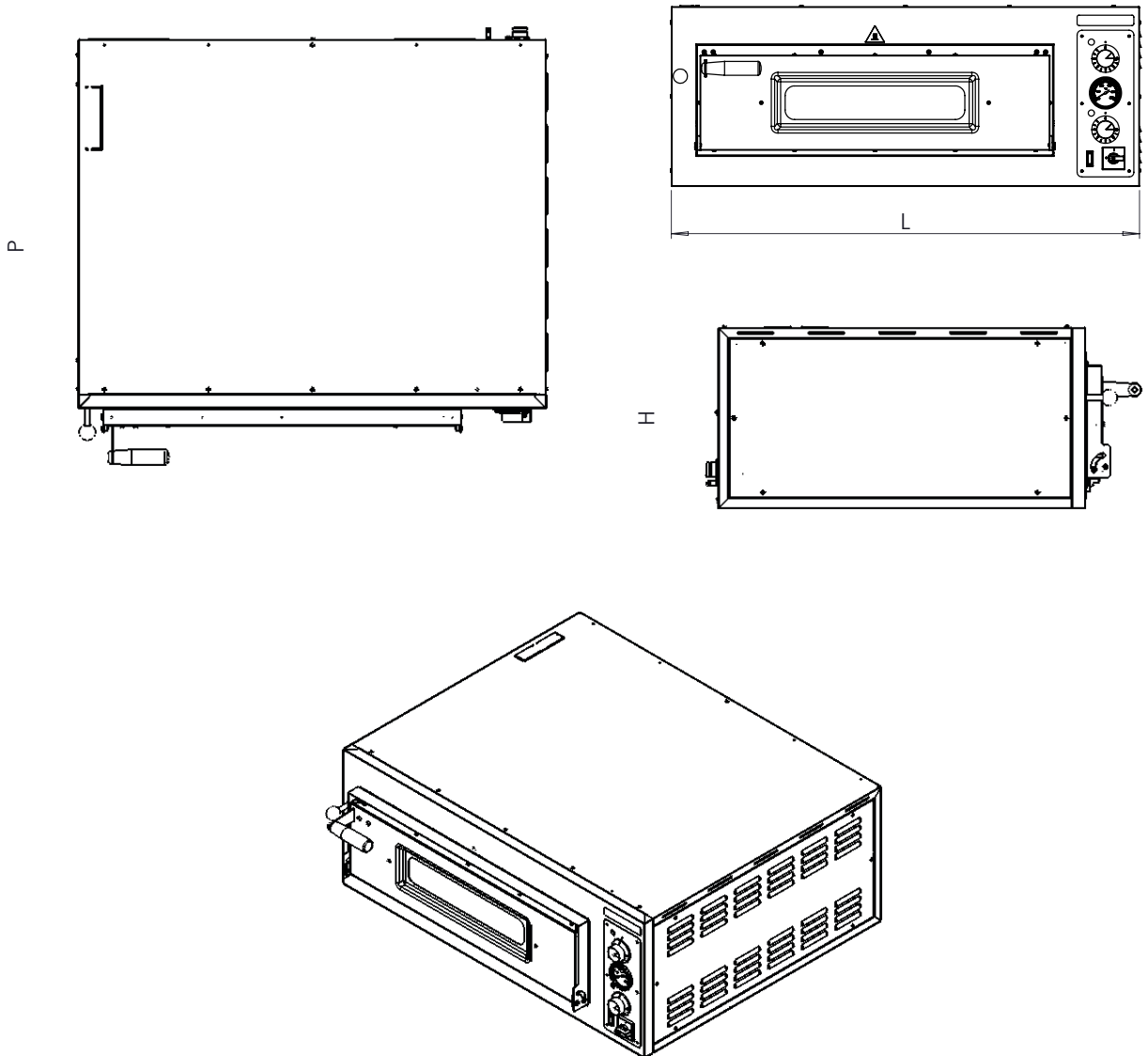
# Entry Max

Code

**P07EN10083**

Model

**MAX 4**



MOD






COD

DIMENSIONS (cm)

		L	P	H
4	P07EN10083	99	92	38
6	P07EN10084	99	127	38
6L	P07EN10085	134	92	38
9	P07EN10086	134	127	38
8	P07EN10087	99	92	68
12	P07EN10088	99	127	68
12L	P07EN10089	134	92	68
18	P07EN10090	134	127	68



# Entry Max

Code	Model	Dimensions LxWxH cm			
<b>P07EN10084</b>	<b>MAX 6</b>	↔ 99	↗ 127	↕ 38	
	Control	Chamber height cm	Cooking surface cm		
	<b>Manual</b>	<b>15</b>	<b>70x105</b>		
	Pizza Capacity	Max Temperature	Weight Kg		
	<b>6 x Ø 30/34</b>	 <b>450 °C</b>	 <b>97</b>		
	Total Power KW	Voltage V	Phases Ph	Frequency Hz	
	<b>7,30</b>	<b>400</b>	<b>3N+T</b>	<b>50/60</b>	



# Entry Max

Code

**P07EN10084**

Model

**MAX 6**

## General Features

---

Stackable up to 3 single units.

Available in the version with a completely refractory stone.

Reduced heating, cooking times, and total energy consumption.

Reaches up to 450°C for all baking needs.



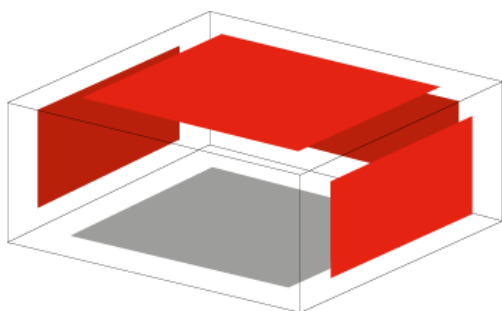


# Entry Max

Code  
**P07EN10084**

Model  
**MAX 6**

## Options



**ENTRY MAX REFRACTORY CHAMBER**  
INTERNAL CHAMBER COVERED WITH REFRACTORY STONE

Cooking surface dimensions (L x W x H cm)

Code



**67x103,5**

**S950065002**



# Entry Max

Code  
**P07EN10084**


Model  
**MAX 6**

## Accessories



### SUPPORT ENTRY MAX

SUPPORT IN STAINLESS STEEL

	Code	Model	Size with feet cm	Size with wheels cm	Internal dimensions	Peso
	<b>P11FN55002</b>	S6	99x112x105/108	S6 99x112x106	82x95x73	31

### Option

#### wheels

Set of 4 rotating wheels 2 con freno + 2 senza freno

Code

**S66RU65003**



# Entry Max

Code  
**P07EN10084**

Model  
**MAX 6**

## Accessories



### ENTRY MAX HOOD

STAINLESS STEEL HOOD SMOKE OUTLET DIAMETER 125-200mm



Code	Model	Voltage V	Phases Ph	Frequency Hz	Light	Dimensions cm	Peso
<b>P13EN10011</b>	K6 - K12	230	1N + T	50	S	99x123x15	13

### Option

#### EXTRACTOR HOOD MOTOR

ELECTRIC SUCTION MOTOR (POWER CONSUMPTION 50 W) With speed adjustment - power 313 m<sup>3</sup>/h



Code	Power Supply V	Phases Ph	Frequency Hz	Net weight Kg
<b>S66MT55001</b>	230	1N + T	50	3



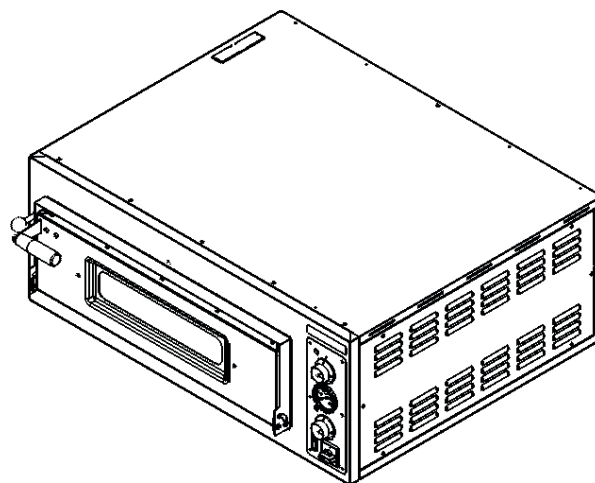
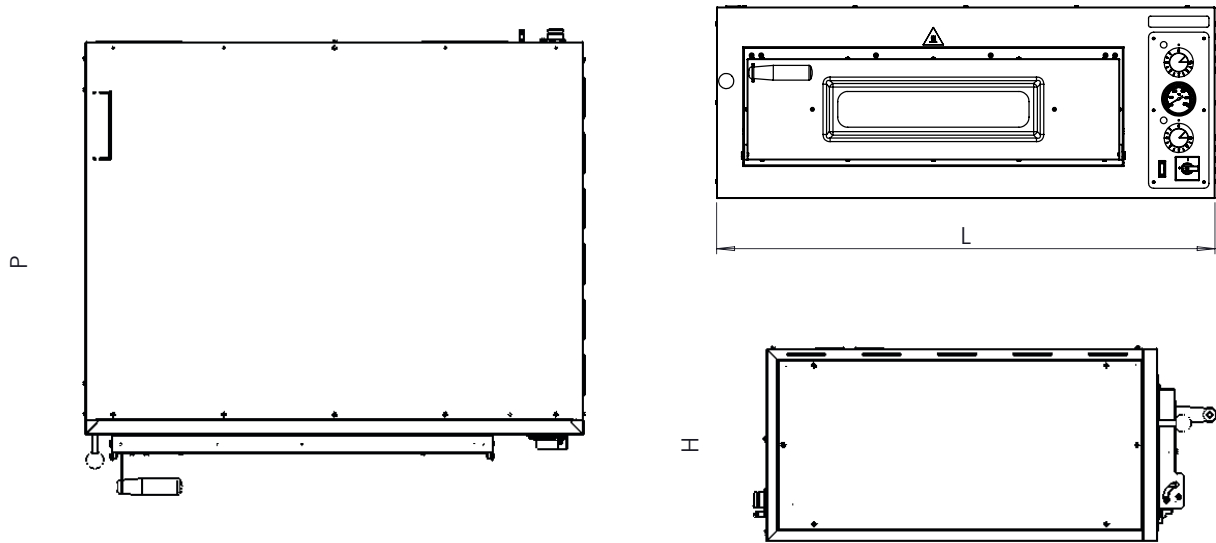
# Entry Max

Code

**P07EN10084**

Model

**MAX 6**



MOD






COD

DIMENSIONS (cm)

		L	P	H
4	P07EN10083	99	92	38
6	P07EN10084	99	127	38
6L	P07EN10085	134	92	38
9	P07EN10086	134	127	38
8	P07EN10087	99	92	68
12	P07EN10088	99	127	68
12L	P07EN10089	134	92	68
18	P07EN10090	134	127	68



# Entry Max

Code	Model	Dimensions LxWxH cm			
<b>P07EN10085</b>	<b>MAX 6L</b>	↔ 134	↗ 92	↕ 38	
	Control	Chamber height cm	Cooking surface cm		
	<b>Manual</b>	<b>15</b>	<b>105x70</b>		
	Pizza Capacity	Max Temperature	Weight Kg		
	<b>6 x Ø 30/34</b>	 <b>450 °C</b>	 <b>97</b>		
	Total Power KW	Voltage V	Phases Ph	Frequency Hz	
	<b>9,90</b>	<b>400</b>	<b>3N+T</b>	<b>50/60</b>	



# Entry Max

Code

**P07EN10085**

Model

**MAX 6L**

## General Features

---

Stackable up to 3 single units.

Available in the version with a completely refractory stone.

Reduced heating, cooking times, and total energy consumption.

Reaches up to 450°C for all baking needs.

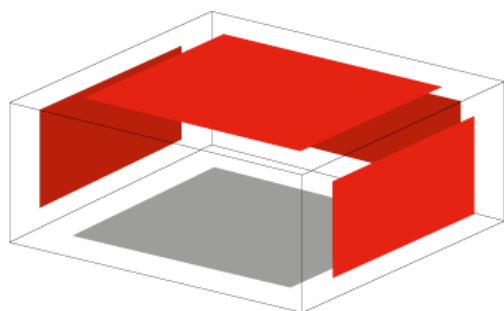


# Entry Max

Code  
**P07EN10085**

Model  
**MAX 6L**

## Options



**ENTRY MAX REFRACTORY CHAMBER**  
INTERNAL CHAMBER COVERED WITH REFRACTORY STONE

Cooking surface dimensions (L x W x H cm)

Code



**102x68,5**

**S950065003**



# Entry Max

Code  
**P07EN10085**


Model  
**MAX 6L**

## Accessories



### SUPPORT ENTRY MAX

SUPPORT IN STAINLESS STEEL

	Code	Model	Size with feet cm	Size with wheels cm	Internal dimensions	Peso
	<b>P11FN55003</b>	S6L	132x82x105/108	S6L 132x82x106	115x65x73	31

### Option

#### wheels

Set of 4 rotating wheels 2 con freno + 2 senza freno

Code

**S66RU65003**





# Entry Max

Code  
**P07EN10085**

Model  
**MAX 6L**

## Accessories



### ENTRY MAX HOOD

STAINLESS STEEL HOOD SMOKE OUTLET DIAMETER 125-200mm



Code	Model	Voltage V	Phases Ph	Frequency Hz	Light	Dimensions cm	Peso
<b>P13EN10012</b>	K6L - K12L	230	1N + T	50	S	134x88x15	13

### Option

#### EXTRACTOR HOOD MOTOR

ELECTRIC SUCTION MOTOR (POWER CONSUMPTION 50 W) With speed adjustment - power 313 m3/h



Code	Power Supply V	Phases Ph	Frequency Hz	Net weight Kg
<b>S66MT55001</b>	230	1N + T	50	3



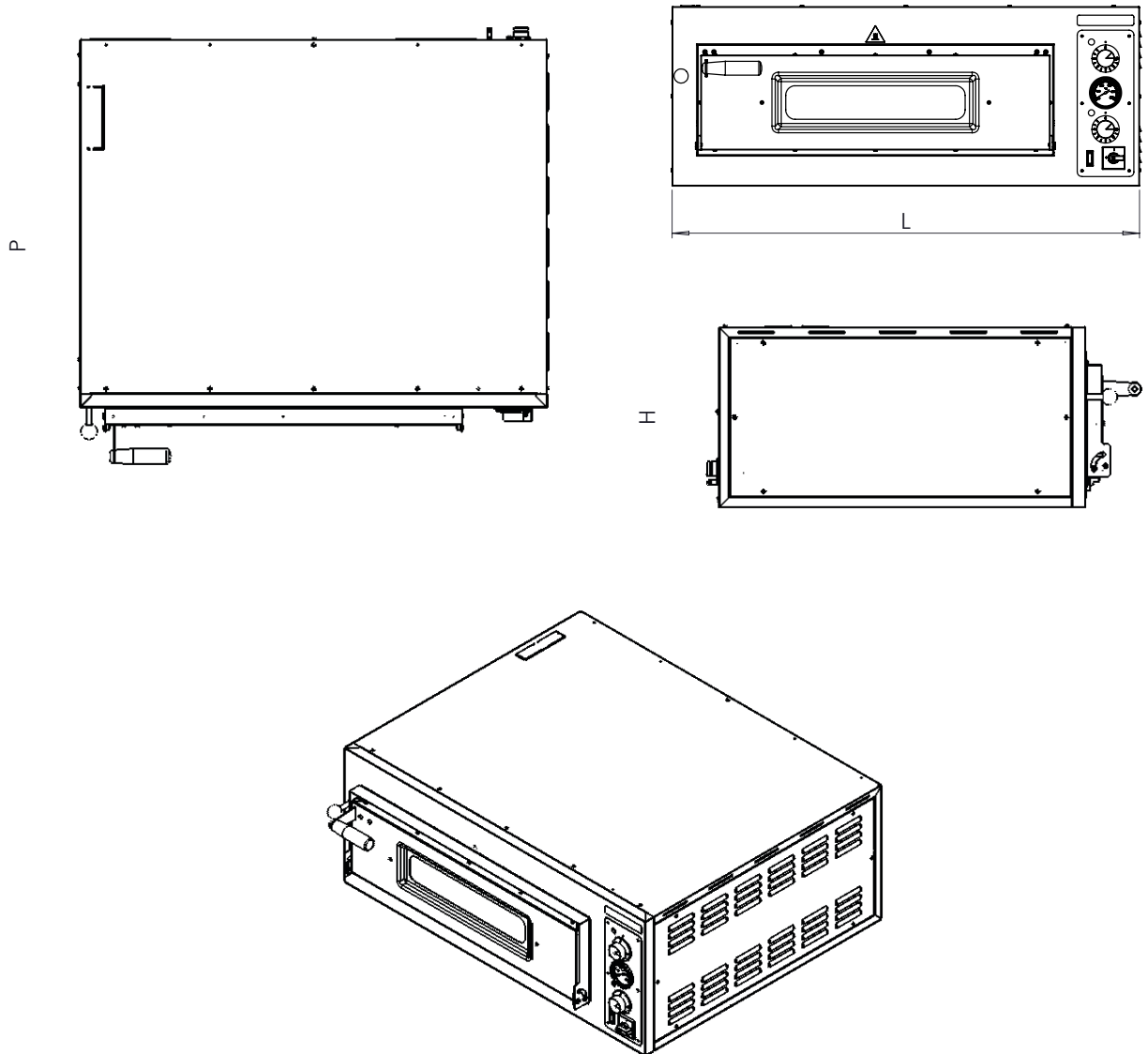
# Entry Max

Code

**P07EN10085**

Model






**MAX 6L**



MOD	COD	DIMENSIONS (cm)		
		L	P	H
4	P07EN10083	99	92	38
6	P07EN10084	99	127	38
6L	P07EN10085	134	92	38
9	P07EN10086	134	127	38
8	P07EN10087	99	92	68
12	P07EN10088	99	127	68
12L	P07EN10089	134	92	68
18	P07EN10090	134	127	68



# Entry Max

Code	Model	Dimensions LxWxH cm			
<b>P07EN10086</b>	<b>MAX 9</b>	↔ 134	↗ 127	↕ 38	
	Control	Chamber height cm	Cooking surface cm		
	<b>Manual</b>	<b>15</b>	<b>105x105</b>		
	Pizza Capacity	Max Temperature	Weight Kg		
	<b>9 x Ø 30/34</b>	 <b>450 °C</b>	 <b>130</b>		
	Total Power KW	Voltage V	Phases Ph	Frequency Hz	
	<b>12,90</b>	<b>400</b>	<b>3N+T</b>	<b>50/60</b>	



# Entry Max

Code

**P07EN10086**

Model

**MAX 9**

## General Features

---

Stackable up to 3 single units.

Available in the version with a completely refractory stone.

Reduced heating, cooking times, and total energy consumption.

Reaches up to 450°C for all baking needs.

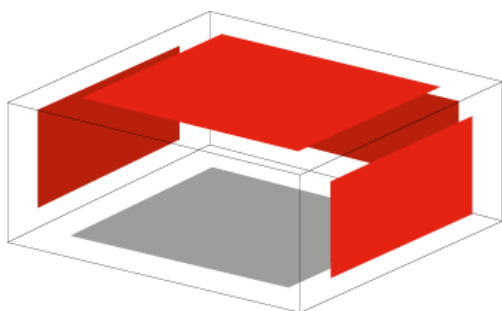


# Entry Max

Code  
**P07EN10086**

Model  
**MAX 9**

## Options



**ENTRY MAX REFRACTORY CHAMBER**  
INTERNAL CHAMBER COVERED WITH REFRACTORY STONE

Cooking surface dimensions (L x W x H cm)

Code



**102x103,5**

**S950065004**



# Entry Max

Code  
**P07EN10086**


Model  
**MAX 9**

## Accessories



### SUPPORT ENTRY MAX

SUPPORT IN STAINLESS STEEL

	Code	Model	Size with feet cm	Size with wheels cm	Internal dimensions	Peso
	<b>P11FN55004</b>	S9	132x112x105/108	S9 132x112x106	115x95x73	33

### Option

#### wheels

Set of 4 rotating wheels 2 con freno + 2 senza freno

Code

**S66RU65003**



# Entry Max

Code  
**P07EN10086**

Model  
**MAX 9**

## Accessories



### ENTRY MAX HOOD

STAINLESS STEEL HOOD SMOKE OUTLET DIAMETER 125-200mm



Code	Model	Voltage V	Phases Ph	Frequency Hz	Light	Dimensions cm	Peso
<b>P13EN10013</b>	K9 - K18	230	1N + T	50	S	134x123x15	16

### Option

#### EXTRACTOR HOOD MOTOR

ELECTRIC SUCTION MOTOR (POWER CONSUMPTION 50 W) With speed adjustment - power 313 m3/h



Code	Power Supply V	Phases Ph	Frequency Hz	Net weight Kg
<b>S66MT55001</b>	230	1N + T	50	3



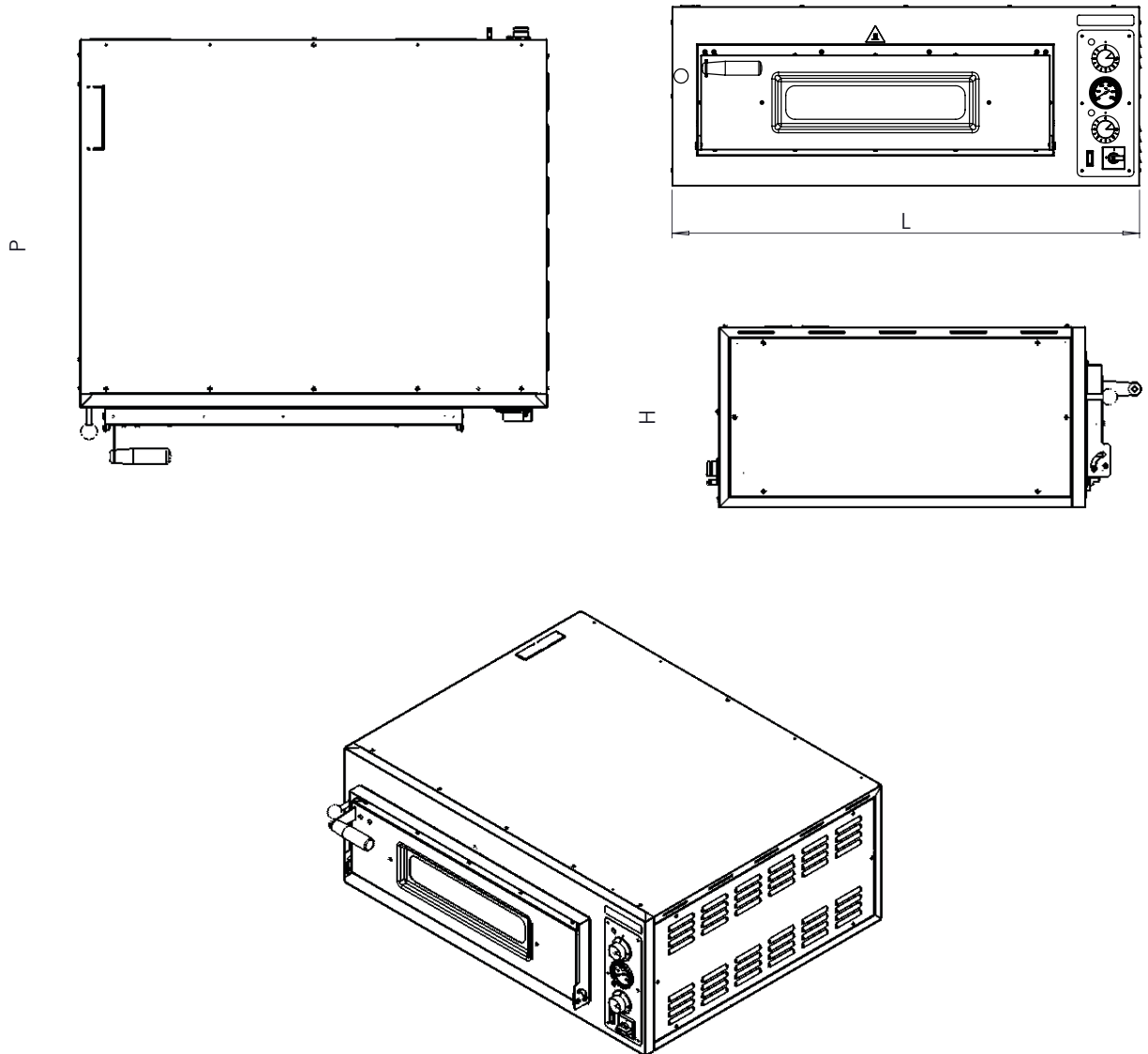
# Entry Max

Code

**P07EN10086**

Model

**MAX 9**



MOD

COD






DIMENSIONS (cm)

		L	P	H
4	P07EN10083	99	92	38
6	P07EN10084	99	127	38
6L	P07EN10085	134	92	38
9	P07EN10086	134	127	38
8	P07EN10087	99	92	68
12	P07EN10088	99	127	68
12L	P07EN10089	134	92	68
18	P07EN10090	134	127	68





# Entry Max

Code	Model	Dimensions LxWxH cm			
<b>P07EN10087</b>	<b>MAX 8</b>	↔ 99	↗ 92	↕ 68	
	Control	Chamber height cm	Cooking surface cm		
	<b>Manual</b>	<b>15</b>	<b>70x70</b>		
	Pizza Capacity	Max Temperature	Weight Kg		
	<b>4 x Ø 30/34</b>	 <b>450 °C</b>	 <b>149</b>		
	Total Power KW	Voltage V	Phases Ph	Frequency Hz	
	<b>11,20</b>	<b>400</b>	<b>3N+T</b>	<b>50/60</b>	



# Entry Max

Code

**P07EN10087**

Model

**MAX 8**

## General Features

---

Stackable up to 3 single units.

Available in the version with a completely refractory stone.

Reduced heating, cooking times, and total energy consumption.

Reaches up to 450°C for all baking needs.

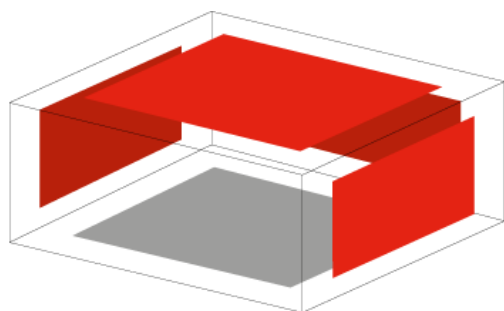


# Entry Max

Code  
**P07EN10087**

Model  
**MAX 8**

## Options



**ENTRY MAX REFRACTORY CHAMBER**  
INTERNAL CHAMBER COVERED WITH REFRACTORY STONE

Cooking surface dimensions (L x W x H cm)

Code



**67x68,5**

**S950065009**



# Entry Max

Code  
**P07EN10087**


Model  
**MAX 8**

## Accessories



### SUPPORT ENTRY MAX

SUPPORT IN STAINLESS STEEL

	Code	Model	Size with feet cm	Size with wheels cm	Internal dimensions	Peso
	<b>P11FN55005</b>	S8	99x82x85/88	S8 99x82x86	82x65x53	28

### Option

#### wheels

Set of 4 rotating wheels 2 con freno + 2 senza freno

Code

**S66RU65003**



# Entry Max

Code  
**P07EN10087**

Model  
**MAX 8**

## Accessories



### ENTRY MAX HOOD

STAINLESS STEEL HOOD SMOKE OUTLET DIAMETER 125-200mm



Code	Model	Voltage V	Phases Ph	Frequency Hz	Light	Dimensions cm	Peso
<b>P13EN10010</b>	K4-K8	230	1N + T	50	S	99x88x15	10

### Option

#### EXTRACTOR HOOD MOTOR

ELECTRIC SUCTION MOTOR (POWER CONSUMPTION 50 W) With speed adjustment - power 313 m3/h



Code	Power Supply V	Phases Ph	Frequency Hz	Net weight Kg
<b>S66MT55001</b>	230	1N + T	50	3



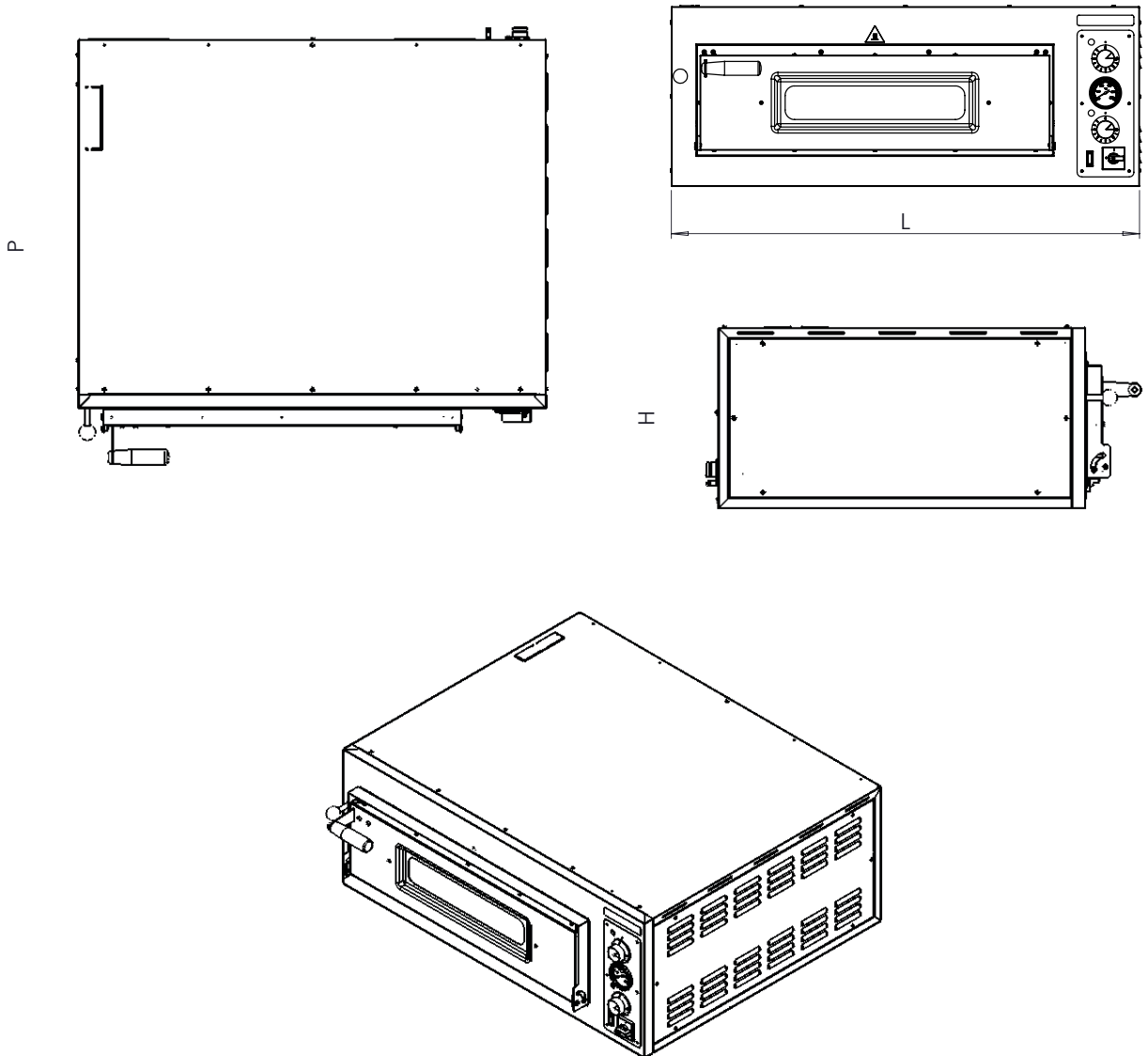
# Entry Max

Code

**P07EN10087**

Model






**MAX 8**



MOD	COD	DIMENSIONS (cm)		
		L	P	H
4	P07EN10083	99	92	38
6	P07EN10084	99	127	38
6L	P07EN10085	134	92	38
9	P07EN10086	134	127	38
8	P07EN10087	99	92	68
12	P07EN10088	99	127	68
12L	P07EN10089	134	92	68
18	P07EN10090	134	127	68



# Entry Max

Code	Model	Dimensions LxWxH cm			
<b>P07EN10088</b>	MAX 12	↔ 99	↗ 127	↕ 68	
	Control	Chamber height cm	Cooking surface cm		
	Manual	15	70x105		
	Pizza Capacity	Max Temperature	Weight Kg		
	6 x Ø 30/34	 450 °C	 155		
	Total Power KW	Voltage V	Phases Ph	Frequency Hz	
	14,60	400	3N+T	50/60	



# Entry Max

Code

**P07EN10088**

Model

**MAX 12**

## General Features

---

Stackable up to 3 single units.

Available in the version with a completely refractory stone.

Reduced heating, cooking times, and total energy consumption.

Reaches up to 450°C for all baking needs.



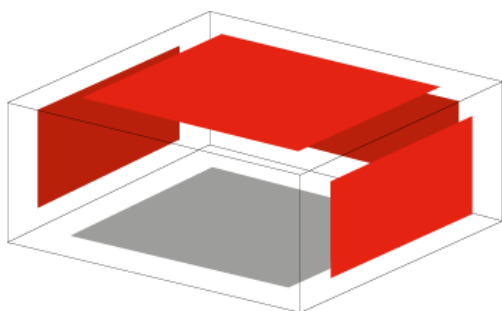


# Entry Max

Code  
**P07EN10088**

Model  
**MAX 12**

## Options



**ENTRY MAX REFRACTORY CHAMBER**  
INTERNAL CHAMBER COVERED WITH REFRACTORY STONE

Cooking surface dimensions (L x W x H cm)

Code



**67x103,5**

**S950065010**



# Entry Max

Code  
**P07EN10088**


Model  
**MAX 12**

## Accessories



### SUPPORT ENTRY MAX

SUPPORT IN STAINLESS STEEL

	Code	Model	Size with feet cm	Size with wheels cm	Internal dimensions	Peso
	<b>P11FN55006</b>	S12	99x112x85/88	S12 99x112x86	82x95x53	30

### Option

#### wheels

Set of 4 rotating wheels 2 con freno + 2 senza freno

Code

**S66RU65003**



# Entry Max

Code  
**P07EN10088**

Model  
**MAX 12**

## Accessories



### ENTRY MAX HOOD

STAINLESS STEEL HOOD SMOKE OUTLET DIAMETER 125-200mm



Code	Model	Voltage V	Phases Ph	Frequency Hz	Light	Dimensions cm	Peso
<b>P13EN10011</b>	K6 - K12	230	1N + T	50	S	99x123x15	13

### Option

#### EXTRACTOR HOOD MOTOR

ELECTRIC SUCTION MOTOR (POWER CONSUMPTION 50 W) With speed adjustment - power 313 m3/h



Code	Power Supply V	Phases Ph	Frequency Hz	Net weight Kg
<b>S66MT55001</b>	230	1N + T	50	3



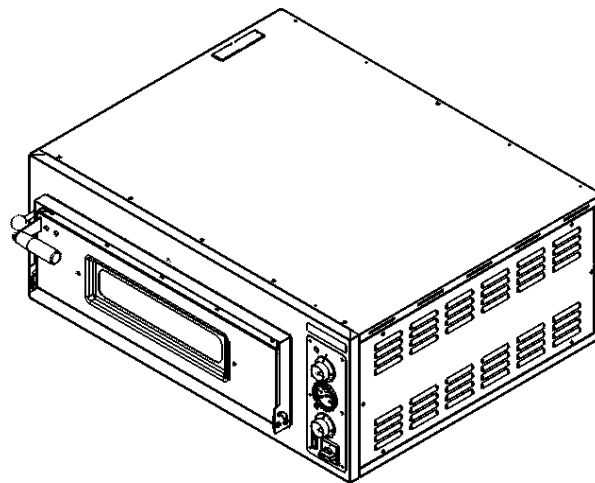
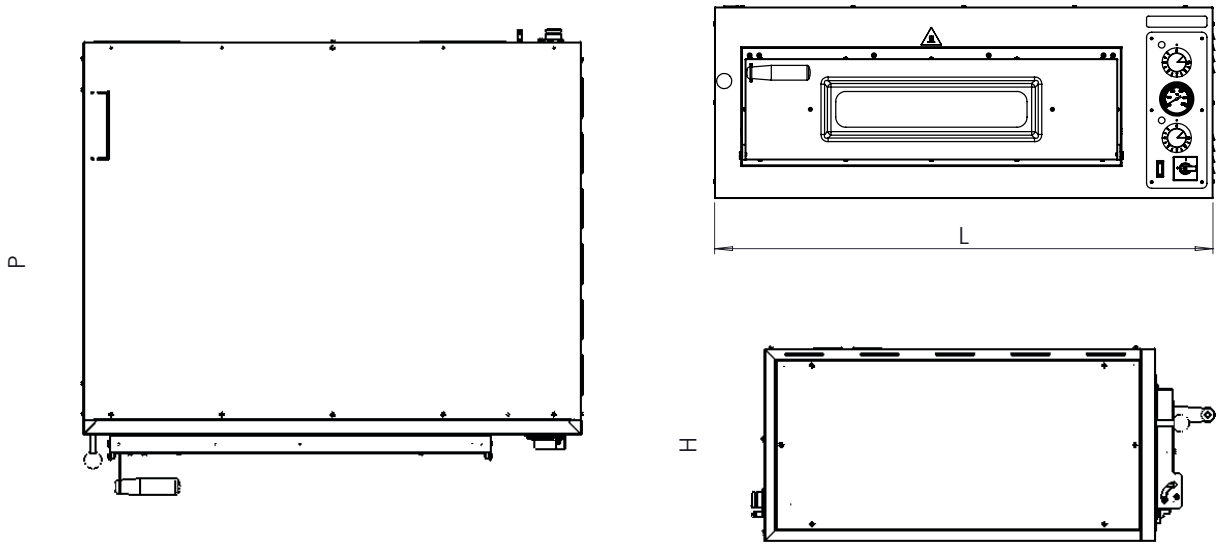
# Entry Max

Code

**P07EN10088**

Model

**MAX 12**



MOD






COD

DIMENSIONS (cm)

		L	P	H
4	P07EN10083	99	92	38
6	P07EN10084	99	127	38
6L	P07EN10085	134	92	38
9	P07EN10086	134	127	38
8	P07EN10087	99	92	68
12	P07EN10088	99	127	68
12L	P07EN10089	134	92	68
18	P07EN10090	134	127	68



# Entry Max

Code	Model	Dimensions LxWxH cm			
<b>P07EN10089</b>	MAX 12L	↔ 134	↗ 92	↕ 68	
	Control	Chamber height cm	Cooking surface cm		
	Manual	15	105x70		
	Pizza Capacity	Max Temperature	Weight Kg		
	6 x Ø 30/34	 450 °C	 177		
	Total Power KW	Voltage V	Phases Ph	Frequency Hz	
	19,80	400	3N+T	50/60	



# Entry Max

Code

**P07EN10089**

Model

**MAX 12L**

## General Features

---

Stackable up to 3 single units.

Available in the version with a completely refractory stone.

Reduced heating, cooking times, and total energy consumption.

Reaches up to 450°C for all baking needs.

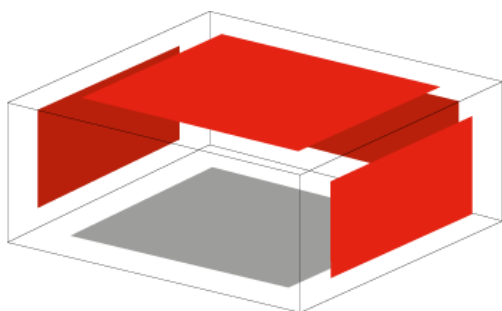


# Entry Max

Code  
**P07EN10089**

Model  
**MAX 12L**

## Options



**ENTRY MAX REFRACTORY CHAMBER**  
INTERNAL CHAMBER COVERED WITH REFRACTORY STONE

Cooking surface dimensions (L x W x H cm)

Code



**102x68,5**

**S950065011**



# Entry Max

Code  
**P07EN10089**


Model  
**MAX 12L**

## Accessories



### SUPPORT ENTRY MAX

SUPPORT IN STAINLESS STEEL

	Code	Model	Size with feet cm	Size with wheels cm	Internal dimensions	Peso
	<b>P11FN55007</b>	S12L	132x82x85/88	S12L 132x82x86	115x65x53	30

### Option

#### wheels

Set of 4 rotating wheels 2 con freno + 2 senza freno

Code

**S66RU65003**





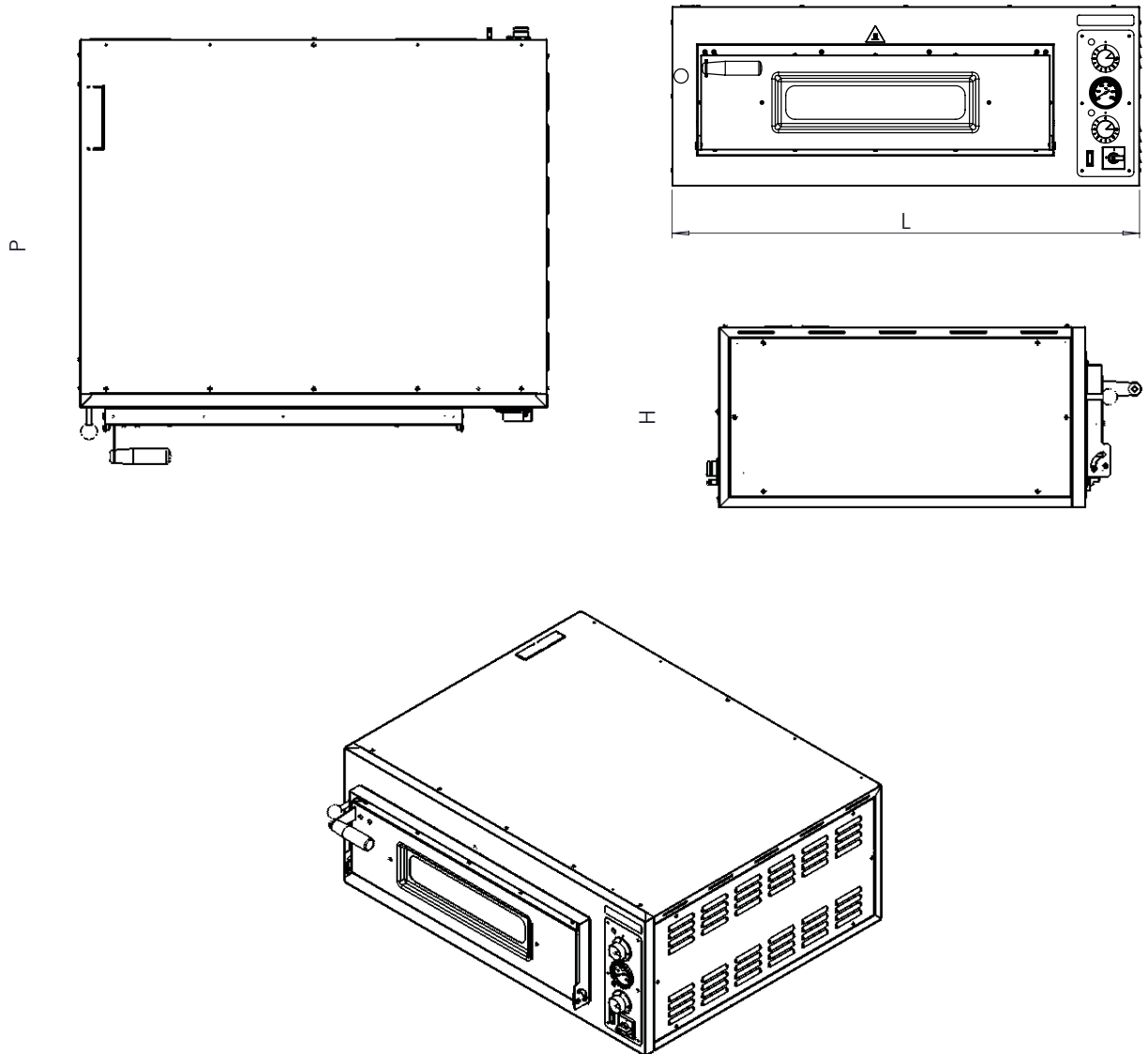
# Entry Max

Code

**P07EN10089**

Model

**MAX 12L**



MOD






COD

DIMENSIONS (cm)

		L	P	H
4	P07EN10083	99	92	38
6	P07EN10084	99	127	38
6L	P07EN10085	134	92	38
9	P07EN10086	134	127	38
8	P07EN10087	99	92	68
12	P07EN10088	99	127	68
12L	P07EN10089	134	92	68
18	P07EN10090	134	127	68



# Entry Max

Code	Model	Dimensions LxWxH cm			
<b>P07EN10090</b>	<b>MAX 18</b>	↔ 134	↗ 127	↕ 68	
	Control	Chamber height cm	Cooking surface cm		
	<b>Manual</b>	<b>15</b>	<b>105x105</b>		
	Pizza Capacity	Max Temperature	Weight Kg		
	<b>9 x Ø 30/34</b>	 <b>450 °C</b>	 <b>235</b>		
	Total Power KW	Voltage V	Phases Ph	Frequency Hz	
	<b>25,80</b>	<b>400</b>	<b>3N+T</b>	<b>50/60</b>	



# Entry Max

Code

**P07EN10090**

Model

**MAX 18**

## General Features

---

Stackable up to 3 single units.

Available in the version with a completely refractory stone.

Reduced heating, cooking times, and total energy consumption.

Reaches up to 450°C for all baking needs.

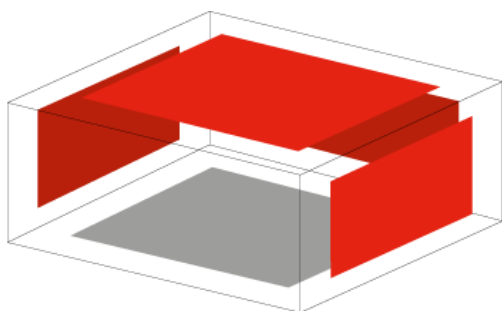


# Entry Max

Code  
**P07EN10090**

Model  
**MAX 18**

## Options



**ENTRY MAX REFRACTORY CHAMBER**  
INTERNAL CHAMBER COVERED WITH REFRACTORY STONE

Cooking surface dimensions (L x W x H cm)

Code



**102x103,5**

**S950065012**



# Entry Max

Code  
**P07EN10090**


Model  
**MAX 18**

## Accessories



### SUPPORT ENTRY MAX

SUPPORT IN STAINLESS STEEL

	Code	Model	Size with feet cm	Size with wheels cm	Internal dimensions	Peso
	<b>P11FN55008</b>	S18	132x112x85/88	S18 132x112x86	115x95x53	38

### Option

#### wheels

Set of 4 rotating wheels 2 con freno + 2 senza freno

Code

**S66RU65003**



# Entry Max

Code  
**P07EN10090**

Model  
**MAX 18**

## Accessories



### ENTRY MAX HOOD

STAINLESS STEEL HOOD SMOKE OUTLET DIAMETER 125-200mm



Code	Model	Voltage V	Phases Ph	Frequency Hz	Light	Dimensions cm	Peso
<b>P13EN10013</b>	K9 - K18	230	1N + T	50	S	134x123x15	16

### Option

#### EXTRACTOR HOOD MOTOR

ELECTRIC SUCTION MOTOR (POWER CONSUMPTION 50 W) With speed adjustment - power 313 m3/h



Code	Power Supply V	Phases Ph	Frequency Hz	Net weight Kg
<b>S66MT55001</b>	230	1N + T	50	3



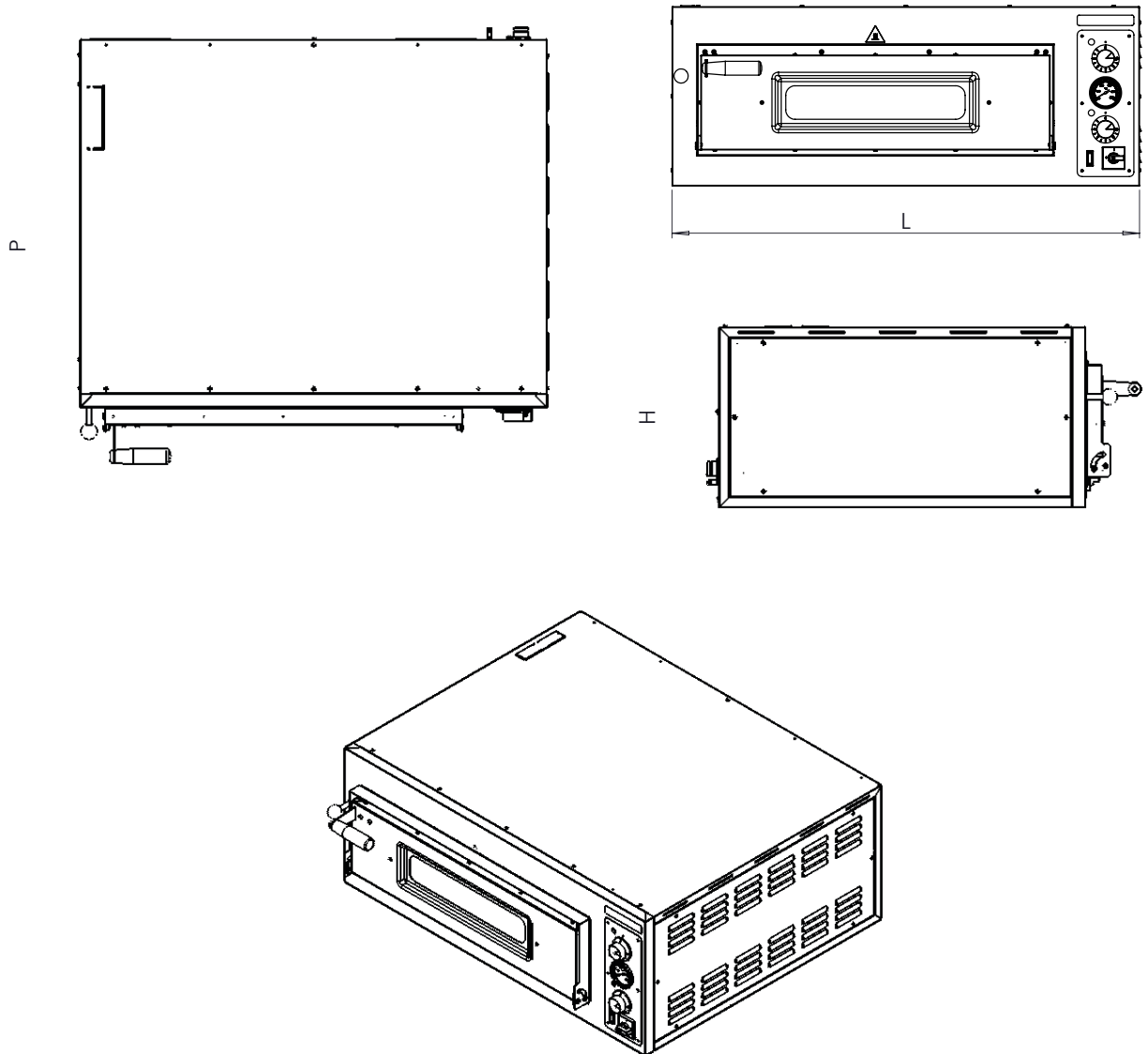
# Entry Max

Code

**P07EN10090**

Model

**MAX 18**



MOD	COD	DIMENSIONS (cm)		
		L	P	H
4	P07EN10083	99	92	38
6	P07EN10084	99	127	38
6L	P07EN10085	134	92	38
9	P07EN10086	134	127	38
8	P07EN10087	99	92	68
12	P07EN10088	99	127	68
12L	P07EN10089	134	92	68
18	P07EN10090	134	127	68

